



Heathview Crescent

Dartford, DA1 2PJ

Offers Over £475,000



- Quiet location
- Lots of scope to extend (STPP)
- Two receptions rooms
- Off road parking
- Floor Area: 1241 total sq ft

- Sought after chalet style semi detached home
- Good size garden
- Three bedrooms
- Call Hunters to view
- EPC Rating: D

Heathview Crescent

Dartford, DA1 2PJ

Offers Over £475,000



Nestled in the tranquil and sought-after Heathview Crescent in Dartford, this charming semi-detached chalet-style home presents an excellent opportunity. With three well-proportioned bedrooms and a bathroom, this property is perfect for those seeking a comfortable living space with the potential for further expansion, subject to planning permission.

Upon entering, you are greeted by two inviting reception rooms that offer versatile spaces for relaxation and entertainment. The ground floor also features a convenient third bedroom, a functional bathroom, and a well-equipped kitchen, making it ideal for family living. Ascend to the first floor, where you will find two spacious double bedrooms, providing ample room for rest and privacy.

The property boasts a good-sized rear garden, perfect for outdoor activities and gatherings, while the front of the house offers off-road parking for up to two vehicles, ensuring convenience for you and your guests.

Situated in a quiet yet popular location, this home provides easy access to local schools, shops, and transport links, including the A2 and M25, making it an ideal choice for commuters. With its extension potential, this property can easily be transformed into a four or five-bedroom family home, catering to your growing needs.

Do not miss the chance to view this delightful property. Contact Hunters estate agents today to arrange a viewing and explore the possibilities that await you in this lovely Dartford home.

Heathview Crescent, Dartford, DA1




Denotes restricted
head height

Approximate Area = 968 sq ft / 89.9 sq m
Limited Use Area(s) = 273 sq ft / 25.3 sq m
Total = 1241 sq ft / 115.2 sq m

For identification only - Not to scale



GROUND FLOOR



FIRST FLOOR



Floor plan produced in accordance with RICS Property Measurement 2nd Edition,
Incorporating International Property Measurement Standards (IPMS2 Residential).
Produced for Hunters Welling - Cross & Warren Enterprises Ltd. REF: 1281856

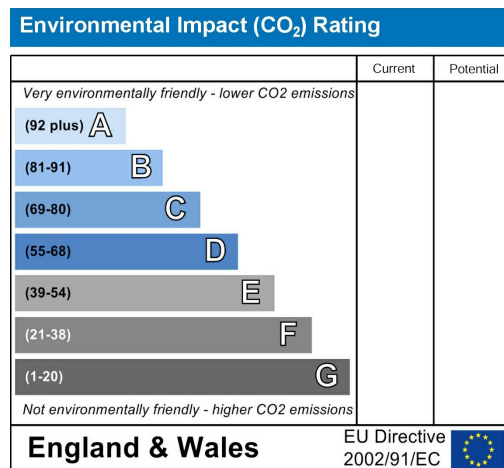
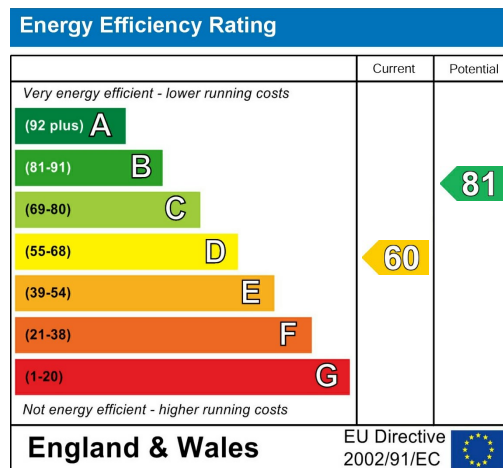
© nichicom 2025.







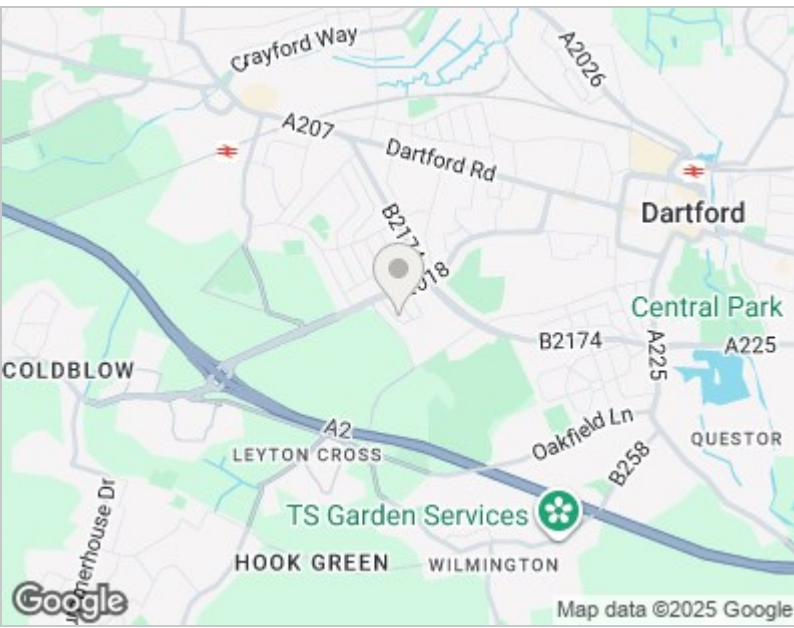
Energy Efficiency Graph



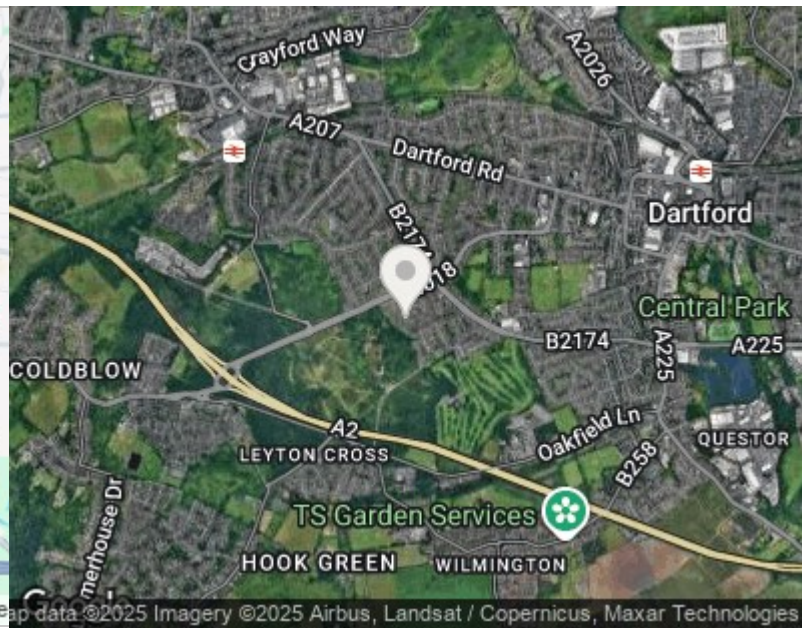
Viewing

Please contact our Hunters Welling Office on 020 8304 1000 if you wish to arrange a viewing appointment for this property or require further information.

Road Map



Hybrid Map





These particulars are intended to give a fair and reliable description of the property but no responsibility for any inaccuracy or error can be accepted and do not constitute an offer or contract. We have not tested any services or appliances (including central heating if fitted) referred to in these particulars and the purchasers are advised to satisfy themselves as to the working order and condition. If a property is unoccupied at any time there may be reconnection charges for any switched off/disconnected or drained services or appliances - All measurements are approximate. THINKING OF SELLING? If you are thinking of selling your home or just curious to discover the value of your property, Hunters would be pleased to provide free, no obligation sales and marketing advice. Even if your home is outside the area covered by our local offices we can arrange a Market Appraisal through our national network of Hunters estate agents.

39 High Street, Orpington, Kent, BR6 0JE
Tel: 020 8304 1000 Email: welling@hunters.com
www.hunters.com

